



Children's Worship



A Getting Ready Prayer

God, as we get ready to be with you,
Open our ears to listen to you
(touch your ears)

Open our minds to help us think about you.
(put your hands on your head)

Open our eyes to see you in the world around us.
(point to your eyes)

Open our hearts to love you more.
(cross your hands over your chest)
And open our hands to help each other.
(open out arms and hands wide)

Amen.

Time to think...


- + Have you ever been to a wedding?
- + Maybe you have been a bridesmaid, flower girl, page boy or ring bearer.
- + What exciting things happen at weddings.
- + In today's Gospel story we are going to hear about some exciting events at a wedding...

Sunday 24th January 2021

Tell the story...

Here are ways you could do this:

- + Read John 2: 1-11 in a children's Bible.
- + Read 'Jesus goes to a wedding' Pg 135 in 'The Big Bible Storybook' by SPCK
- + Watch the story on Saddleback Kids (link below)
https://www.youtube.com/watch?v=qv_KML4x5YU



Talk Together...

- ✚ Turning water in to wine, was the first miracle which Jesus performed.
- ✚ The water had been turned into wine.
- ✚ Not only that, it was the best wine they had had all evening.
- ✚ It shows us that he was someone very special.
- ✚ During his time on earth, Jesus performed many miracles.
- ✚ He healed the sick, he raised the dead, he walked on water, and he fed 5,000 people with five loaves and two fish.
- ✚ These miracles could not be explained by a simple trick. They were things that only God could do.
- ✚ The Bible tells us that after they saw Jesus perform this miracle, the disciples believed in him.
- ✚ That was always the reason that Jesus performed a miracle.
- ✚ He didn't do it so that he would become popular or well-liked.
- ✚ He did it so that all would believe that he was God's Son who had come to save them.
- ✚ I believe...do you?

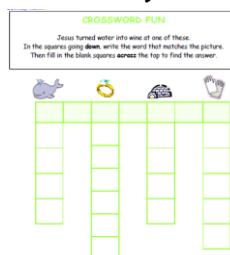


Sing Together... (or listen)

- ✚ Our God - Lincoln Brewster
<https://www.youtube.com/watch?v=xyh8lu-csJw>

Make Together...


- ✚ Use cardboard, paper, pens, paints, paper plate/bowl, tissue paper, string, foam, magazines, newspapers, lollipop sticks, sticks, wool, toilet roll tubes or whatever you have in the house to make...
- ✚ Complete the crossword... (at the end)



- ✚ Make a water into wine spinner... You will need two circles of card or paper the same size. You could use paper plates if you have them. Draw a line down the middle of one of the circles, this will be the bottom circle. Colour one half blue and the other half red. On the other circle draw a jug or water holder, colour it in. Then cut a window out of the jug. Lay the circle with jug over the top of the circle with the coloured halves. If you have a split pin you could secure it in the middle, if not you could use a piece of string with a knot at the back. Carefully turn the circle at the back to make the water turn to wine.



- ✚ Make a slider picture... draw a person holding a jar. Cut a window in the jar. Cut a strip of card or paper, colour one half blue and one half red. Then put the piece of card behind the window and slide it across turning water into wine.



- ✚ Make the water walk... You will need three plastic cups or glasses. Put water in two of the cups, put them either side of the empty cup. Mix a little food colouring or paint into the water, a different colour for each cup. Then get two pieces of kitchen roll. Place them like a bridge from the coloured water cup to the empty cup. Watch how the water walks up the paper towel, into the centre cup and changes colour.



Play Together...

I spy with my little eye... Colour Game

- ✚ Play I spy, but instead of using the first letter, say the colour.
"I spy with my little eye something the colour of..."

Remember together... (memory verse)

Jesus answered and said to them, "This is the work of God, that you believe in Him whom He has sent."

John 6:29

Pray Together...

Dear God,
Thank you for sending your Son, Jesus,
to save us from our sins.
Thank you for the miracles he did
and for the love he showed.
Thank you for showing us why we can believe in Jesus!
Help us to always remember who Jesus is.
In Jesus' name,
Amen.

Don't forget...

- ✚ Whatever you create, share it on our churches FB pages; tag us in so everyone can see. Turton Moorland Team Page @TMOTP (FB)
- ✚ You could also send it to stmaxentiusonline@gmail.com and I will send them on to Revd Peter our Team Rector, then they can be shared in the online weekly.
- ✚ For more activities and links go to our Turton Moorland Team website - Children's Resources - <https://turtonmoorlandteam.co.uk/turton-youth-church/#childrens-resources>

