



Children's Worship



A Getting Ready Prayer

God, as we get ready to be with you,
Open our ears to listen to you
(touch your ears)

Open our minds to help us think about you.
(put your hands on your head)

Open our eyes to see you in the world around us.
(point to your eyes)


Open our hearts to love you more.
(cross your hands over your chest)
And open our hands to help each other.
(open out arms and hands wide)

Amen.

Time to think...

- + I wonder, how you have heard Jesus described before... Messiah, Lamb of God, Saviour, Light of the World...
- + If you made a list, how many would be on it?
- + Today's Gospel, Jesus is described as 'The Light', but also towards the end 'The Word'.

Sunday 7th February Second Sunday Before Lent



Tell the story...

Here are ways you could do this:

- + Read John 1: 1-14 in a children's Bible.
- + This week there isn't a story animation, but instead, watch there is a musical version of the Gospel. It might even help you remember it...

<https://www.youtube.com/watch?v=1MtEDBGDDOU>

Talk Together...

- + When I was young, there was a phrase often used in school's describing things children should learn, 'The 3 R's' - it stood for Reading, Writing and Arithmetic. A bit strange really as two of the words don't even begin with an 'R'. You still learn the 3 R's today, but you will know them as Reading, Writing, Phonics, Spelling, Grammar and Maths.
- + Today's Gospel today not only describes Jesus in different ways, but quickly moves from in the begging with God 'The Word', to his messenger John the Baptist, then to how 'The Word' became flesh in Jesus, who came to live among us. But this Gospel also has a message of '3 R's'...
- + The first R is for **REJECT**.
- + When faced with the choice of what to do with Jesus, many people choose to reject him.
- + The Bible says that Jesus came to his own people, but his own people refused to believe that he was the Son of God.
- + They refused to believe that he was who he said he was.
- + They chose to **REJECT** Jesus.
- + Even today, many people still choose to reject Jesus.
- + The second R is for **RECEIVE**.
- + Some people choose to receive Jesus and believe in his name.
- + The Bible tells us that to those who receive him, he gives the right to become the children of God. Be part of God's family.
- + You and I can choose to **RECEIVE** Jesus, and when we do, we are given the right to become the children of God and part of his family too.
- + The third R is for **REFLECT**.
- + Jesus came to be born in a stable to show us what God is like.
- + We have seen the glory of God through the life of Jesus, now we have to make a choice.
- + We can choose to keep it to ourselves, or we can choose to **REFLECT** that glory through our words and our actions.
- + So, this week whether you are doing your 3 R's through online learning or in school try to remember that every day we face the three R's of what to do with Jesus.
- + I wonder will you make the right choices...
- + I choose to **RECEIVE** and **REFLECT** through my words and actions...
- + Do you?

Sing Together... (or listen)

- ✚ The Word (John 1: 1-14) - Another Version with Sign language
<https://www.youtube.com/watch?v=HDL-46JEyD4>
- ✚ John 1:14 - Grace and Truth
<https://www.youtube.com/watch?v=uHI5b33pJU4>
- ✚ Memory Verse Song - John 1:1-3
<https://www.youtube.com/watch?v=x6gkcMPmio8>

Make Together...

- ✚ Use cardboard, paper, pens, paints, paper cup, foil, tissue paper, string, foam, magazines, newspapers, lollipop sticks, sticks, wool, toilet roll tubes or whatever you have in the house to make...
- ✚ Create a word art picture using words and phrases from the bible reading. You could do it electronically or by hand...




- ✚ Using an old CD (you could use a cycle of card covered in foil) and draw or write on the shiny side, patterns or things that represent you but leave some of the shiny side visible! Think about how you reflect Jesus! Hang the CD from thread or yarn and shine torches or lamps onto the shiny side. Watch the reflection projected onto the wall or ceiling. Pray you will be able to reflect the light of Jesus in the world.

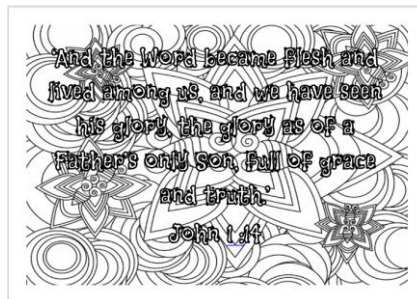


- ✚ Make a cup and ball receiving game, using a paper cup, pencil, string and something for a ball, like a pom-pom or scrunched-up paper. Write your name on the cup and Jesus on the ball.

If you don't have a paper cup you could use a toilet roll, make cone out of paper, or card...



- ✚ Complete the mindfulness memory verse colouring page...



Play Together...

Would you Rather

To play, pose a 'would you rather...' question (some examples below). Everyone chooses an answer and explains why? Then someone else poses a question. Maybe add in some biblical questions...

- ✚ *Would you rather be tall or smart?*
- ✚ *Would you rather be a doctor or a builder?*
- ✚ *Would you rather be a fox or a tortoise?*
- ✚ *Would you rather lose the ability to read or lose the ability to speak?*
- ✚ *Would you rather have seen the Red Sea being parted or Jesus Walking on Water?*

Remember together... (memory verse)

'And the Word became flesh and lived among us, and we have seen his glory, the glory as of a Father's only Son, full of grace and truth.'

John 1 :14

Pray Together...

Dear Father God,
For those who have not yet chosen to receive Jesus and believe in him,
we pray that they will make that choice today.
For those of us who have chosen to receive him,
may our lives reflect his glory in all that we do and say.
In Jesus name we pray.
Amen.

Don't forget...

- ✚ Whatever you create, share it on our churches FB pages; tag us in so everyone can see. Turton Moorland Team Page @TMOTP (FB)
- ✚ You could also send it to stmaxentiusonline@gmail.com and I will send them on to Revd Peter our Team Rector, then they can be shared in the online weekly.
- ✚ For more activities and links go to our Turton Moorland Team website - Children's Resources - <https://turtonmoorlandteam.co.uk/turton-youth-church/#childrens-resources>