



TUPTON MOORLAND TEAM



Children's Worship



A Getting Ready Prayer

God, as we get ready to be with you,
Open our ears to listen to you
(touch your ears)

Open our minds to help us think about you.
(put your hands on your head)

Open our eyes to see you in the world around
us.
(point to your eyes)

Open our hearts to love you more.
(cross your hands over your chest)
And open our hands to help each other.
(open out arms and hands wide)

Amen.

Time to Think...

- + Have you heard the expression, "I'd have to see it to believe it"?
- + Can you think of a situation that the expression might be used?
- + For example, your friend is learning how to skateboard and one day they tell you that they can do an amazing trick.
- + You might say to them, "I'd have to see that to believe it!" And until you actually see them perform the trick on the skateboard, you won't believe they can actually do it.
- + Today's Gospel tells us of another appearance of Jesus to the disciples...

Easter 3 - Believe It!

Tell the story...

Here are ways you could do this:

- + Read Luke 24: 36-48 in a children's Bible.
- + Read 'Jesus Meets his Friends' Pg 214 in 'The Big Bible Storybook' by SPCK. You could also read 'On the way to Emmaus' Pg 211 first if you are not familiar with the story.
- + Watch the story as part of the 'Road to Emmaus' story...

<https://www.youtube.com/watch?v=K3QkZsKLU2o>





Talk Together...

- ✚ Do we always have to be able to see things in order to believe they exist?
- ✚ For example, we can't see the air all around us, but when the wind is blowing, we can feel the air, or we can see the things it moves.
- ✚ We can't see sound waves, but when we hear a loud noise, we know that sound is real.
- ✚ We can't see the love that our parents and friends have for us, but we feel their hugs and hear their loving words - we know that their love is real.
- ✚ How do we know Jesus is real?
- ✚ Can we see Jesus - the real Jesus, not just pictures of him?
- ✚ Today's reading from the book of Luke tells the story of Jesus appearing to his disciples not long after his public trial and death on the cross.
- ✚ They were startled and frightened, but Jesus reassured the disciples saying; 'Look at my hands and my feet. It is me! Touch me and see' (v39).
- ✚ The disciples only believed that Jesus was real when they touched him and when he ate something.
- ✚ There are other stories in the gospels of Jesus appearing to his disciples.
- ✚ Last week we heard the story of Thomas from the book of John.
- ✚ He did not believe the other disciples when they told him they had seen Jesus.
- ✚ Finally Thomas believed, when Jesus appeared again and said, "You believe because you have seen me. Blessed are those who haven't seen me and believe anyway" (John 20:29).
- ✚ We can't say that we have seen Jesus with our own eyes. Still, we believe in him.
- ✚ Today remember that you are blessed.
- ✚ We may have not seen or touched Jesus with the disciples,
- ✚ but **'hallelujah! we believe and rejoice that Jesus is alive!**

Sing Together... (or listen)


- ✚ Open The Eyes Of My Heart by Local sound Ft Paul Baloche
https://www.youtube.com/watch?v=r_2xLdqkNKs

Make Together...


- ✚ Use cardboard, paper, pens, paints, paper plate/bowl, pasta, string, foam, magazines, newspapers, lollipop sticks, sticks, wool, toilet roll tubes or whatever you have in the house to make...
- ✚ Make a pair of 'Look for Jesus' Binoculars... (you could always take them on your walk)



- ✚ Appearing Art - You will need white card and a white wax crayon. Draw or trace a picture of JESUS or words from today's Gospel. Then use watercolours (or watered down paints) of various colours to paint over the paper to have your artwork appear.




- ✚ Complete the Worship Bulletin - Colouring, Word search and puzzles.



Build Together...

- ✚ Using Lego or other building blocks - build the road to Emmaus with the disciples running along it. On the other hand, build the room where Jesus appeared after the two friends had told the others they had seen him. Then the disciples saw him for who he truly was and gave him something to eat.





Walk Together...

+ Outdoor activity:

A great and easy way to help us connect with God is through nature. All around us is evidence of a wonderful and creative God.

Today, go on a family walk and search for things in creation that you can thank God for.

Or on a clear night, go outside and lie on a blanket together and look at the stars.

Or watch the sunset/sunrise as you snuggle and enjoy the beauty of God's creation.

Remember together... (memory verse)

"Be at peace. I am the living God. Don't be afraid. Why are you so frightened? Don't let doubt enter your hearts"

- Luke 24: 37-38

Pray Together...

Jesus,

thank you for being alive and for being here with us.

And thank you for helping us to believe that you will always be with us.

Amen

Don't forget...

- + Whatever you create, share it on our churches FB pages; tag us in so everyone can see. Turton Moorland Team Page @TMOTP (FB)
- + You could also send it to stmaxentiusonline@gmail.com and I will send them on to Revd Peter our Team Rector, then they can be shared in the online weekly.
- + For more activities and links go to our Turton Moorland Team website - Children's Resources - <https://turtonmoorlandteam.co.uk/turton-youth-church/#childrens-resources>