



TUPTON MOORLAND TEAM



# Children's Worship



## A Getting Ready Prayer

God, as we get ready to be with you,

Open our ears to listen to you

*(touch your ears)*

Open our minds to help us think about you.

*(put your hands on your head)*

Open our eyes to see you in the world around us.

*(point to your eyes)*

Open our hearts to love you more.

*(cross your hands over your chest)*

And open our hands to help each other.

*(open out arms and hands wide)*

Amen.

## Time to think...


- + If you were sick, what would your parents do?
- + If you just had a tummy ache or a headache, they might give you some medicine that they could buy from the drug store and wait to see if it would make you feel better.
- + But, what if you didn't get better?
- + They would take you to the doctor right away!
- + They would do everything possible to help you get well.
- + Today, our Bible story is about a man named Jairus.
- + Jairus had a daughter who was very ill.
- + In fact, he would have done anything in his power to help her get well...

## Only Believe - Jairus and his Daughter

### Tell the story...

Here are ways you could do this:

- + Read Mark 5:21 - 43 in a children's Bible.



- ✚ Alternatively, read 'Jairus and his daughter' Pg 164 in The Big Bible Storybook.
- ✚ Watch the story on...  
<https://www.youtube.com/watch?v=O1KAC6Jrofg>  
<https://www.youtube.com/watch?v=au8CUXiXO10>

### Talk Together...

- ✚ Jairus was a ruler in the temple and he had heard about how Jesus had been healing many people, so when he saw Jesus, he ran to meet him right away.
- ✚ He fell at the feet of Jesus. "My daughter is sick and is about to die," he said. "Please come and place your hands on her; heal her so she can live."
- ✚ What did Jesus do?
- ✚ Did he say, "Give the girl some Calpol and if she isn't better by morning, give me a call?"
- ✚ Of course not!
- ✚ Jesus immediately began walking with Jairus toward his house so that he could heal the girl.
- ✚ As they walked through the streets of town, some men came up to Jairus and said to him, "Your daughter is dead, there is no need to bother Jesus now."
- ✚ Oh no! What bad news.
- ✚ Jairus had found Jesus and they were on the way to heal his daughter - - and now she was dead.
- ✚ Jairus was heartbroken, but Jesus paid no attention to what the people said.
- ✚ He turned to Jairus and said, "Don't be afraid, only believe,"
- ✚ When they arrived at the home of Jairus, there were many people there and they were all crying.
- ✚ Jesus said, "Why are you crying? The girl is not dead, she is asleep."
- ✚ Do you know what the people did? They laughed at Jesus!
- ✚ Can you imagine that? They laughed at Jesus!
- ✚ Jesus told all of the people to leave and he took the mother and father into the room where the girl was.
- ✚ He took the girl by the hand and said, "Little girl, get up!"

- ✚ Immediately the girl stood up and began walking around the room. Her parents were amazed!
- ✚ What can we learn from the story of Jairus?
- ✚ In his story, we saw how Jairus loved his daughter and would do anything for her.
- ✚ That is even more true of the love of our Heavenly Father.
- ✚ God loves his children and will always do what is best for them.
- ✚ Another thing we learn from this story is that with God, all things are possible.
- ✚ Jairus' daughter was dead -- the situation was hopeless!
- ✚ However, Jesus said, "Don't be afraid, only believe!"
- ✚ When you face what seems to be a hopeless situation, pray to and trust in God, remembering the words of Jesus, "**Only believe!**"

### Sing Together... (or listen)

- ✚ I Believe in Jesus

[https://www.youtube.com/watch?v=v\\_j7\\_3ht\\_HI](https://www.youtube.com/watch?v=v_j7_3ht_HI)

### Make Together...


- ✚ Use cardboard, paper, pens, paints, toilet roll tubes, paper plate/bowl/cup, tissue paper or whatever you have in the house...
- ✚ Make a finger puppet...



- ✚ Colour and complete the fold out story illustration...



- ✚ Complete the worship bulletin or look sheet for this week...



## Play Together...

### FIRST AID MEMORY TRAY

- + Prepare a tray of medical first aid supplies.
- + The children look at and try to "remember" what was on the tray.
- + After a few minutes, remove the tray and have the children try to write down as many items as they can remember.
- + If children are younger, they can work together to remember and you could write them down as they say them.

### Remember together... (memory verse)

Ignoring what they said, Jesus told the synagogue ruler, "Don't be afraid; just believe."

- Mark 5:36 (NIV)

### Pray Together...

Dear Father,

We are thankful for the love that you have for your children.  
Help us, your children, to remember that all things are possible if we only believe and trust in you.

In Jesus' name we pray.

Amen.


### Don't forget...

- + Whatever you create share it on our churches FB pages; tag us in so everyone can see. Turton Moorland Team Page @TMOTP (FB)
- + For more activities and links go to our Turton Moorland Team website - Children's Resources - <https://turtonmoorlandteam.co.uk/turton-youth-church/#childrens-resources>



Do not  
be afraid.  
Only Believe!

1. Cut right round the whole rectangle
2. Fold A and B.



Mark 5:21-43