

Children's Worship

Lent - "Let us Pray" - Children's Creative Prayer Activity
Week 2 - Praying with Hymns, Songs and Music

Different Ways to Pray...

Music Mayhem Prayers

You will need:

- Cardboard tube, plastic bottle or container.
- Tape
- Stapler
- Small objects like - Rice, lentils, corn kernels, small stones etc
- Things to decorate with, coloured pens/pencils, tissue paper, what ever you have.
- Your favourite worship song! (YouTube)



First... Make your musical instrument.

Then... Read Psalm 150.
Play your favourite worship song.
Dance and sing along playing your instrument.

Finally... Pray, saying the prayer.

Prayer...

Lord,
Every good thing I enjoy comes from you. You make my heart glad. I want to praise you with all that I am.



Amen

Musical Instrument Instructions...

Cardboard Tube Shaker

1. Decorate the cardboard tube anyway you like.
2. Once you've finished decorating the tube, flatten one end and staple closed and add some tape over the staples to make sure it is well sealed.
3. Carefully put one or two spoonfuls of rice (or other noise making items) into the tube, and then flatten the open end in the other direction - so one end will lie flat on the table while the other will sit up and down.
4. Staple and tape the end closed.



Plastic Bottle Shaker

1. Decorate the bottle anyway you like.
2. Carefully put one or two spoonfuls of rice (or other noise making items) into the bottle.
3. Put the top on the bottle and put some tape round to seal.



PSALM 150

Praise the Lord!

*Praise God in his Temple.
Praise him in his mighty heaven.*

Praise him for his strength.

PRAISE HIM FOR HIS GREATNESS.

Praise him with trumpet blasts.

Praise him with harps and lyres.

Praise him with tambourines and dancing.

Praise him with stringed instruments and flutes.

PRAISE HIM WITH LOUD CYMBALS.

Praise him with crashing cymbals.

Let everything that breathes praise the Lord.

Praise the Lord!

Jo Haslam, DCFW - Children Changing Places Project, Manchester Diocese. @PlacesProject



THE CHURCH OF ENGLAND
Diocese of Manchester

CHURCH FOR A DIFFERENT WORLD

A Getting Ready Prayer

God, as we get ready to be with you,

Open our ears to listen to you

(touch your ears)

Open our minds to help us think about you.

(put your hands on your head)

Open our eyes to see you in the world around us.

(point to your eyes)

Open our hearts to love you more.

(cross your hands over your chest)

And open our hands to help each other.


(open out arms and hands wide)

Amen.



Time to think...

- + Do you like to play board games? What is your favourite boardgame?
- + Some of the most popular board games are Chess, Monopoly, Trivial Pursuit and Pictionary just to name a few.
- + Another popular game, is "The Game of Life."
- + It was first introduced in 1860. Wow! That's more than 160 years ago!



- + The "Game of Life" is played very much like real life.
- + At the beginning of the game, each player must choose what path he or she is going to take in their journey through life.
- + They choose whether they are going to go to college or go out and get a job.
- + As the game goes on, each player spins the wheel and moves his car the number of spaces on which the spinner stops.
- + The space where your car lands gives you directions on what to do.
- + On some spaces, you **MUST** follow the directions.
- + However, on other spaces you only have to follow the directions if you want to.
- + Just as in real life, you have many choices along the way, but what happens to you in the "Game of Life" depends on the choices you make.
- + At the end of the game, the player with the most money wins.
- + Is that true in real life?
- + Do you think that when life is over, the one with the most money wins?
- + In today's Gospel we will see what Jesus had to say about that...

Sunday 28th February 2021


Living a Life of Service to Others

Tell the story...

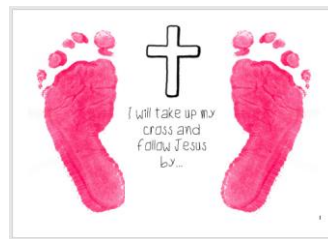
Here are ways you could do this:

- + Read Mark 8: 31-38 in a children's Bible.
- + Watch the story on Australian animated stories...

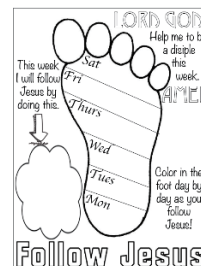
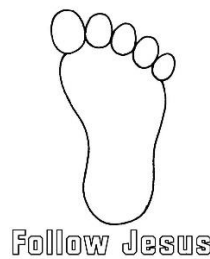

<https://www.youtube.com/watch?v=G1DdKxN-k8U>



- Paint your feet and print them on a piece of paper. Draw a cross in between them at the top. Then write 'I will take up my cross and follow Jesus by...' add something that you could do to follow Jesus and serve others. Put your poster up to remind you each day.



- Draw round your foot and divide it into 7 parts. Write a day of the week in each part of the foot. Think about how you can follow Jesus and serve others this week. Write it on your sheet. Colour your foot day by day as you follow Jesus...



- Complete the 'Take up your cross' wordsearch...



Build Together...

- Using Lego, other building blocks or boxes - Build a marble maze. Make a cross to represent Jesus and put it at the end / centre of your maze. Place different things in the maze that people may focus on rather than following Jesus. Using a marble challenge each other to get the marble through the maze to Jesus. You could time each other.



Play Together...

RED LIGHT/GREEN LIGHT GAME:

- + Make a start and finish line.
- + Everyone then stands on a starting line.
- + Someone is chosen to be "it" and will stand at the finish line.
- + When "It" says, "Green Light" everyone may move towards the finish line. When "It" says, "Red Light" everyone must immediately stop.
- + Any players who are still moving after "It" calls "Red Light" must go back to the starting line.
- + The person to reach the finish line and tag "It" is the winner and becomes the new "It".
- + Continue to play the game as time permits.

THE GAME OF LIFE - SKIPPING ROPE RHYMING:

This game can be played individually or as a group with a larger skipping rope.

- + With the appropriate sized skipping rope start skipping on the spot.
- + Once you have a rhythm going, recite the game of life rhyme together (see below).

Jesus calls to you and me,
"Take your cross and follow me."
If you follow, you will see
Just how happy you will be.

- + See how many times you can repeat the verse before stopping.

Remember Together... (memory verse)

'Direct my footsteps according to your word; let no sin rule over me.'
Psalm 119:133

Pray Together...

Dear Father God,
we want to follow the example that Jesus set.
We want to give up our selfish ways
and give our lives in love and service to others.
In Jesus' name we pray.
Amen.





Don't forget...

- ✚ Whatever you create, share it on our churches FB pages; tag us in so everyone can see. Turton Moorland Team Page @TMOTP (FB)
 - ✚ You could also send it to stmaxentiusonline@gmail.com and I will send them on to Revd Peter our Team Rector, then they can be shared in the online weekly.
 - ✚ For more activities and links go to our Turton Moorland Team website - Children's Resources - <https://turtonmoorlandteam.co.uk/turton-youth-church/#childrens-resources>
- 